



## INTERFACE CONTROLS

- **CASHOUT:** When no bets are on the table, pressing on this button will pay out the player's credit via a ticket printer or hand-pay, if the credit exceeds the limit for ticket payouts. Press the "CASHOUT" button. A pop up window with a confirmation will show. Press  to confirm or press  to cancel.
- **TIP:** Tipping is an option for players to express their satisfaction with Casino staff service. Tipping is strictly the personal choice of the player. Pressing the "TIP" button will open a new window. Player can choose to print a Tip Ticket and give it to the attendant or send the Tip electronically (the Attendant will be notified about the received tip). Given tip value will decrease player's credit amount.
- **MAIN INFORMATION DISPLAY:** In this window the player receives information on when to start placing bets, when to hurry up and when bets are closed. Messages about errors which may occur on the Play Station are also displayed in this window.
- **CALL ATTENDANT:** Pressing on the "CALL ATTENDANT" button will signal the attendant of the gaming device.
- **FLAGS:** Pressing on the "FLAG" button, drop down menu with different flags will show. Player can change the language of the player's entire interface to the language of the highlighted flag.

## OPTIONS MENU

- **SHOW BET LIMITS:** Pressing on the "OPTIONS" button and then enabling the "SHOW BET LIMITS" in the drop down menu, will display all bet limits for the different wagering options for the entire Multi hand Blackjack table.
- **SHOW WINNINGS:** As the player places his bets, the possible winnings are displayed for each bet, if that wager is successful. Possible winnings display is enabled or disabled with the Show Winnings slider in the Options menu of the player's interface.
- **FAST BET:** A player can simply draw his finger across all desired fields and the selected bet will be placed on each and every touched field.
- **VALUES IN:** This option toggles between currency and credits.
- **HELP:** By pressing the "HELP" button, a new window will open with detailed instructions and rules for the game.

**GLM:** A player can watch a short video tutorial describing the object of the game and how the game is played on the Interblock Play Station.

**THE**  
**MEADOWS**  
CASINO • RACETRACK • HOTEL

210 Racetrack Road • Washington, PA 15301  
MEADOWSGAMING.COM • (877) 824-5050

Gambling Problem? Call 1-800-GAMBLER

©2020 PNGAMING, Inc. All rights reserved.

# STADIUM BLACKJACK

ENJOY A LIVE TABLE GAME EXPERIENCE  
FROM A SINGLE PLAYER STATION

## HOW TO PLAY

To place your wager, choose the amount that you'd like to bet by touching the casino chips across the bottom of the screen, then touch the number or area on the screen where you'd like to place your bet. Wagers, winnings and credits remaining can be viewed in the top portion of the screen.

## STADIUM BLACKJACK

Stadium Blackjack is unlike standard blackjack, this game is played on an electronic wagering terminal. Simply insert cash and/or a gaming voucher into the electronic betting terminal. Prior to the start of the game place your main wager along with an option to place a side bet wager. The dealer then begins the game by dealing one card face up to three hands to be used as all players' first card, one card face up to be used as the dealer's first card, a second card face up to three hands to be used as all players' second card and one card face down to be used as the dealer's second card. All cards dealt after the initial hands will be community cards. You will then have options identical to standard blackjack; surrender, stand, hit, split, double down, and insurance. Rather than being asked for a hand signal, you will select your option on the terminal. The game has a countdown clock. If a player takes no action on their hand at the conclusion of the countdown clock, their hand will stand. As decisions are made, the dealer will deal community card(s), which will consist of the player's hit cards. Once all players' hands are completed, the dealer's will take hit card(s) if needed. All wagers will then be settled electronically. When you are done playing, simply cash out and collect your slot voucher which can be redeemed at a ticket redemption unit or the cashiers' cage.

## SIDE BETS:

### 21+3 Extreme

Your first two cards and dealer up card make your 3-Card hand.

### Winning Xtreme 3-Card hands

Straight Flush .....	30 to 1
Three of a Kind .....	20 to 1
Straight.....	10 to 1
Flush .....	5 to 1

Note: 3-2-Ace sequence wins. Blackjack house rules apply



## PLACING BETS

Placing bets is permitted as long as there is a message on the screen saying "BETS PLEASE" or "LAST BETS PLEASE". Chip value is chosen by pressing on one of the chips. Player can place bets by choosing the chip with desired value and then press the desired field on the Multi hand Blackjack table, or simply drag-and-drop the chip to the desired field. Pressing the same spot on the table again, increases the bet for the currently selected chip value.

**Max total bet** is the maximum value of all bets, which can be placed on the table in one game. I.e. Blackjack (including splits, double downs, insurance).

**Min total bet** is the minimum value of all bets, which can be placed on the table in one game.

## GAME CONTROLS

- **CLEAR LAST BET/CLEAR ALL BETS:** Pressing the button clears the last bet from the table. If pressed twice, all bets will be removed from the table.
- **DOUBLE BET:** Pressing on the "DOUBLE BET" button will increase the bet on all fields x2.
- **REPEAT LAST BET:** When "REPEAT LAST BET" button is pressed after the end of the game, it will repeat the bet from the previous game. If this button is held for 3 seconds, the "AUTO REPEAT BET" option is enabled. A pop up window with a confirmation will show. Press  to confirm or press  to cancel. This option will auto repeat the last bet until the button is pressed again.
- **SPLIT:** Press "SPLIT" to split your first two cards.
- **SURRENDER:** Press "SURRENDER" to surrender your hand in exchange for the return of one-half your initial base game wager at the end of the round (if the Dealer does not have a Blackjack).
- **DOUBLE DOWN:** Press "DOUBLE DOWN" to double your current bet - you will receive just one card following this action.
- **INSURANCE:** Press "INSURANCE" if the dealer has a first card ACE to bet an additional one-half your initial wager. If the player has a blackjack and the first card of the dealer's hand is an ACE, taking even money will pay 1 to 1 for a Blackjack and complete the hand. If the dealer ends up with Blackjack, your initial wager loses while your INSURANCE wager pays 2 to 1. All other actions including SPLITS or DOUBLE DOWNS will be returned to the player.
- **STAND:** Press "STAND" to remain on the current total of cards you have.
- **HIT:** Press "HIT" to take another card.
- **DEAL:** When all the players with available credit press the "DEAL" button, the game starts immediately. Around the "DEAL" button is a color timer, visually displaying time remaining until the next hand. When the "AUTO REPEAT BET" option is enabled, the timer displays the time remaining for placing additional bets. When the timer expires, the game will begin.
- **SPEED:** By pressing the speed button player can change how fast the cards will be dealt. One lit mark is slow, three lit marks is fast.

## CREDIT INFORMATION

- Press on the Credit information window to display currency or credits.
- Press on the \* button to reduce/intensify the backlight of the available credits.
- **TOTAL:** Displays the total of player's credits.
- **PLAYABLE:** Displays the amount the player can bet.

CONTINUED ON BACK